


# DOWNLOAD TO ANDROID SMARTPHONE/TABLET

Use these instructions for nookColor, Nook Tablets, and Kindle Fire.

1. Download *Overdrive Media Console* from Google Play Store.
2. Click *free* and then click *Install App.* 3. Your first time you will be asked to sign up for an Overdrive account.



4. Overdrive will ask for name, email address, and a password.
5. To borrow find your library or tap *Add a library* as shown on left.

6. You can click Stoneham Library to save the Library.
7. You can click the library system NOBLE to save in My Libraries List.




Enter your Library card number to sign in.

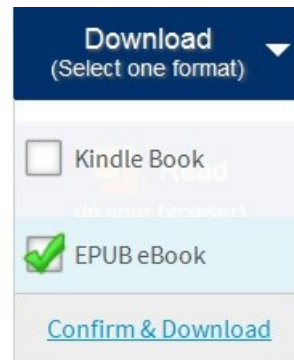
Library card number

Sign In

Remember my login information on this device.



Gone Girl  
Gillian Flynn



8. Sign in with library card as shown above left. 9. Search for the book you want and click on **Borrow** as shown on left. 10. Click *Download*, select EPUB ebook.
11. Click *Confirm & Download*.
12. Downloaded titles can be found at BOOKSHELF as shown above.

# FAQs for Downloading to Android with Overdrive

## Can I renew a book ?

OverDrive offers the option to renew both eaudiobooks and ebooks. The option to renew a title becomes available three days before the title is set to expire, appearing next to the title on your Bookshelf under your library Account. You can only use the renew feature once for each checkout.

## What formats can I use with an OverDrive app?

ePub, OpenePub, and MP3.

## What happens when a title expires?

The title disappears and no action is needed.

## What happens if a book is checked out?

A book that is checked out has an icon that is gray



You can select the book and click

Place a Hold

You will be notified when the title is ready to be downloaded by email.

## What if I don't finish my book?

The app will remember your place. Check the book out again.

Use these instructions with nookColor, nook Tablets, and Kindle Fire.



*Stoneham Library*  
*Where Community Begins*