

DOWNLOAD TO KINDLE DEVICE OR KINDLE APP WITH OVERDRIVE

1. Download Kindle app at Google Play.
2. Go to Overdrive.noblenet.org
3. Sign in as shown on left hand side below.
4. Search for book as shown on right hand side.



Sign In

Enter your Library card number to sign in.

Library card number

Sign In

Remember my login information on this device.

behind the beautiful forevers




Menu


Account

Help


Advanced Search

5. Click  to retrieve book.

6. Click on **Borrow**.




Behind the Beautiful...
Katherine Boo



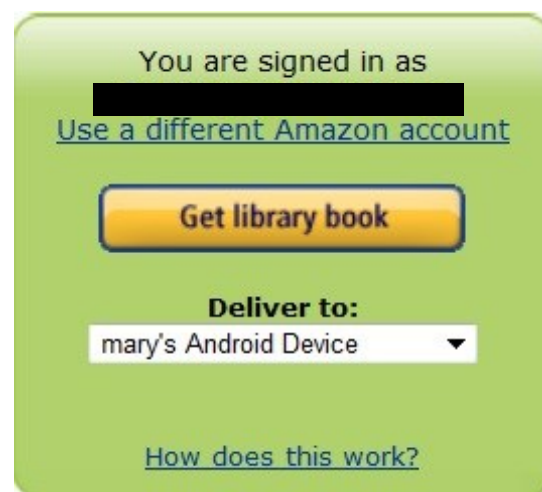
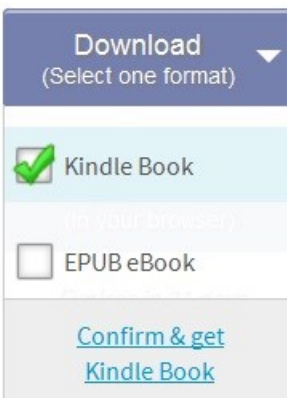
7. Choose **Download** to appropriate device.

8. Click **Kindle Book**. 9. Click **Confirm & get Kindle Book**. Kindle will take you to Amazon. In right hand corner of page find **Get library book**. 10. Choose where to deliver it. 11. Click **Get library book**. You may need to Sync your device.

Behind the Beautiful
Katherine Boo



Behind the Beautiful...
Katherine Boo



FAQs for Downloading to Kindle with Overdrive

Can I renew a book ?

OverDrive offers the option to renew both eaudiobooks and ebooks. The option to renew a title becomes available three days before the title is set to expire, appearing next to the title on your Bookshelf under your library Account. You can only use the renew feature once for each checkout.

What formats can I use with an OverDrive app?

ePub, OpenePub, and MP3.

What happens when a title expires?

The title disappears and no action is needed.

What happens if a book is checked out?

A book that is checked out has an icon that is gray



You can select the book and click

BI9C6 9 H019

You will be notified when the title is ready to be downloaded by email.

What if I don't finish my book?

The app will remember your place. Check the book out again.

Use these instructions with Kindle.



Stoneham Library
Where Community Begins